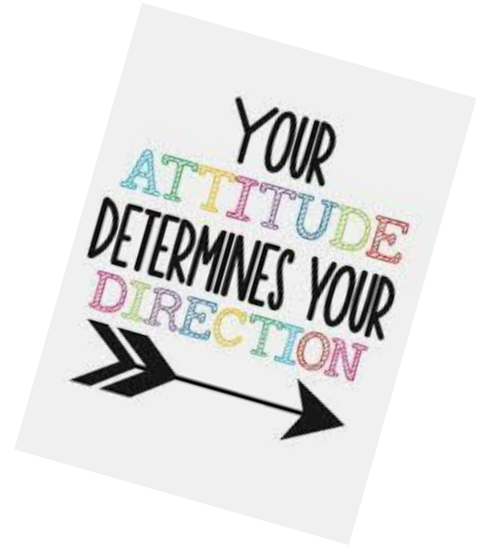


Bell Intermediate Behavior Expectations 2020-2021



Objectives:

Students will understand the **positive** behavior expectations and will **demonstrate understanding** by **exhibiting** these behaviors while in class (in person or online) and throughout the community.



School Hours 8:12 – 2:02

Success begins at **8:12**. Be **ON TIME!**

Use your passing period (mindful movement) wisely.



School is out at **2:02** except for collaboration Wednesday's it is out at **1:14**.

Attendance – Tardies

Please be on time.

Tardies interrupt the class instruction.

Log into class a minute or two early. Be prepared!

It is a good idea to set an alarm or have your schedule posted where you can see it.



Absences

All absences need to be cleared through the office. Parents must clear your absence.

*If you are having difficulty logging into the class email the teacher and call the office, we are here to help you.



Monday ALL Periods Synchronous Teaching (15 min. passing)
8:12 – 8:57 Period 1 (45 min.)
9:12– 9:52 Period 2 (40 min.)
15 min. passing
10:07 – 10:47 Period 3 (40 min.)
11:02 – 11:42 Period 4 (40 min.)
11:42 – 12:12 LUNCH
12:27 – 1:07 Period 5 (40 min.)
1:22 – 2:02 Period 6 (40 min.)

Your day always
starts at 8:12.




You have 15 minutes
between classes.
Use this time wisely.



Your school day ends
at 2:02. You are
expected to log in to
your afternoon
classes.

ME
ME
ME



	Tuesday Odd Schedule Synchronous Teaching	Wednesday* <i>Early Dismissal @ 1:14pm</i> Even Schedule Synchronous Teaching
8:12 – 9:17 (65 Minutes)	Per. 1	Per. 2
9:17 – 9:32	Mindful Movement Get up & Move	Mindful Movement Get up & Move
9:32 – 10:37 (65 Minutes)	Per. 3	Per. 4
10:37– 10:52	Mindful Movement Get up & Move	Mindful Movement Get up & Move
10:52 – 11:57 (65 Minutes)	Per. 5	Per. 6
11:57 – 12:27	LUNCH	LUNCH
Check in on Asynchronous Learning / preview, review or modeling / making meaning / monitoring of concepts/ assessment	12:31 – 2:02 12:31–12:58 Per.1 (27) 1:03 – 1:30 Per. 3 (27) 1:35 – 2:02 Per. 5 (27)	12:31 – 1:14* 12:31 – 12:42 Per.2 (11) 12:47 - 12:58 Per. 4 (11) 1:03 – 1:14 Per. 6 (11)



Periods	Day	Time	Code & Password
1	Monday	8:12	
2	Monday	9:12	
3	Monday	10:07	
4	Monday	11:02	
5	Monday	12:27	
6	Monday	1:22	

Periods	Day	Time		Code & Password
1	Tuesday	8:12	12:31	
	Thursday	8:12	12:31	
3	Tuesday	9:32	1:03	
	Thursday	9:32	1:03	
5	Tuesday	10:52	1:35	
	Thursday	10:52	1:35	

Periods	Day	Time		Code & Password
2	Wednesday	8:12	12:31	
	Friday	8:12	12:31	
4	Wednesday	9:32	12:47	
	Friday	9:32	1:03	
6	Wednesday	10:52	1:03	
	Friday	10:52	1:35	

Class Credit/ Attendance

When you are in class the expectation is that your screen is **on** and you are **engaged** in the lesson.

Sit Up (Desk or Chair)

Lean In to the camera

Ask/answer questions

Nod (or thumbs up)

Track the speaker/teacher



Let's Review..

→ CREATE A WORKSPACE



#1

Choose one spot
that will be your
"SCHOOL"



#2

Make sure it is
quiet, or use
noise cancelling
headphones.



#3

Make sure it
is well lit.

CREATED USING
POWTOON



Mental Preparation

Positive

Growth Mindset



Physical Preparation

Quiet Area

Materials Ready

Avoid Distractions



Routines

Structure time to
study, take breaks
and time to organize.



Google Meets & ZOOM EXPECTATIONS

BE ON TIME

Wake up early
Log on a few minutes
before class



BE IN A QUIET PLACE

Find a quiet place
Check your
surroundings



BE PREPARED

Computer is charged
Camera is on
Use headphones if you
have them



PRESENTATION

Wear appropriate clothing
Sit up straight
Be in camera view



MUTE YOURSELF

Mute yourself when your
teacher or another
student is talking



PARTICIPATION

Be focused
Be attentive
Be an active
participant




CHAT RESPONSIBLY

Raise your hand
to speak
Type your question in the
chat box




COMMUNICATION

Speak clearly
Stay on topic
(no side conversation)
Look up when speaking



BE RESPECTFUL

DEMONSTRATE:
Respect Integrity
Safety Excellence





Digital Citizenship:

- RESPECT YOURSELF, PEERS, & ADULTS IN DIGITAL CLASSROOMS
- TONE: FORMAL VS. INFORMAL
 - STREAM/CHAT BOXES/EMAIL
- ACADEMIC INTEGRITY: TAKE OWNERSHIP OF YOUR WORK
- USING SOCIAL MEDIA RESPONSIBLY
- ACADEMIC BEHAVIOR EXPECTATIONS IN DIGITAL CLASSROOMS



GGUSD believes in supporting the safe and responsible use of all online and digital technologies for teaching and learning. During this period of distance learning, all students are responsible for continuing to practice positive digital citizenship by protecting and respecting their peers and teachers. We all must understand, practice, and model positive and productive behaviors when we are online. Because a remote learning environment is still a classroom, school behavior norms and rules are to be followed just as expected in the regular educational setting/classroom.

Be Respectful

- Choose a distraction-free workspace and be mindful about keeping distractions to a minimum, remembering that everyone can see you.
- Make respectful comments, showing respect for all cultures, opinions, and viewpoints.
- THINK before posting, always using appropriate language in all electronic communications, including, email, social media posts, audio recordings, and/or video conferencing.
- If you would like to speak or answer a question, use the on-line class participation features (e.g., Raise Hand feature in Zoom), then un-mute yourself after you are called on by your teacher.
- Displaying or sharing material that is hate speech, sexually explicit, or violent will not be tolerated.
- Bullying in any form, including cyber bullying, will not be tolerated.
- Posting/Sending discriminatory or harassing digital communications will not be tolerated.



Be Responsible

- **NEW in 2020-2021:** Attendance in distance learning is mandatory. Attendance will be taken in each class and students who are not logged in will be marked absent.
- Just as students are required to be on time and present at school, students are expected to be on time and virtually present via video and audio.
- Have materials ready.
- Use the chat feature to contribute and show engagement.
- Help others who might need assistance.
- Look into the camera and show SLANT (Sit up, Lean in, Ask questions, Nod, Track your teacher).
- Wear appropriate clothing following your school dress code while on video conferencing.

Be Safe

- Practicing cyber safety includes not making your profile public, not speaking to strangers, not sharing personal information, and not sharing your camera or photos.
- If you would like to use a chat feature, remember that it is public, and a record of the chat can be saved.
- Follow all GGUSD Technology Use Guidelines (Administrative Regulation 6143.1).
- Audio or video-recording with any technology (i.e., cellphones, cameras, recorders and/or computer features) is prohibited unless there is prior approval from everyone involved as per California Education Code 51512.

GGUSD is committed to the maintenance of a safe and orderly learning environment. In order to ensure student success, the district recognizes that the same practices used in physical classrooms can be used to create safe, predictable, and positive online learning environments. Bullying, explicit or discriminatory (including hate and bias) language or actions will not be tolerated. Any student violating district or school-wide behavior expectations shall be subject to appropriate disciplinary action.



Respect others: No backgrounds, screen on, mute.



The chat box is for academic discourse.

The teacher sees **everything** you write.

Respond when called on.

Tone: Formal vs. Informal

When you are in an academic setting you always use a formal voice. Complete sentences, type out the whole word, stay on topic.



Student Conduct

The Roadrunner Way!

Bell
Pride

SCHOOL EXPECTATIONS


AREA/ SETTING	BE KIND & RESPECTFUL	ENSURE SAFETY	LEAD RESPONSIBLY	LEARN ACTIVELY
Classroom	<ul style="list-style-type: none">- use respectful words & manners-listen when others are speaking- encourage others positively	<ul style="list-style-type: none">-<u>use</u> materials properly- enter & exit all rooms carefully & promptly-be aware of your <u>surroundings</u>	<ul style="list-style-type: none">-volunteer in class-<u>do the right thing</u> even if no one is watching-<u>have a growth mindset</u> & encourage others	<ul style="list-style-type: none">-SLANT (sit-up, lean forward, ask & answer questions, nod, track)-participate appropriately in group discussions-come to class prepared

Cell Phones – PUT IT AWAY!

*Cell phones can be a distraction. We are strongly encouraging all students to put your cell phone away just like if we were on campus.

*If you are actively engaged in the lesson you are too busy to be on your phone!

*Cell phone rules are the same as when we are on campus.



Academic Integrity:

Is it Cheating?

If it is somebody else's **words, ideas**
or **products**, and you present it as
your own...
It's **cheating**.

If you have to **sneak** to do it,
If you have to **lie** to cover it up,
If you have to delete it to **avoid** it being
seen...
It's **cheating**.

Success without

Cheating is...

Representing someone else's work, words, or ideas as
your own (plagiarism);

Sharing your work or test questions/answers with
another person without the teacher's knowledge or
permission;

Copying answers or homework from another
student's work;

Allowing your work to be copied;

Using any device to look up answers or share
information without permission;

Having someone else do your work;

Taking information from other students, publications,
or the Internet without proper citation;

ANYTHING in which you get credit for work you didn't
do yourself.

If you aren't sure if it's cheating, **ask your teacher!**

integrity is failure



Before You Post

THINK

T - is it True?

H - is it Helpful?

I - is it Inspiring?

N - is it Necessary?

K - is it Kind?

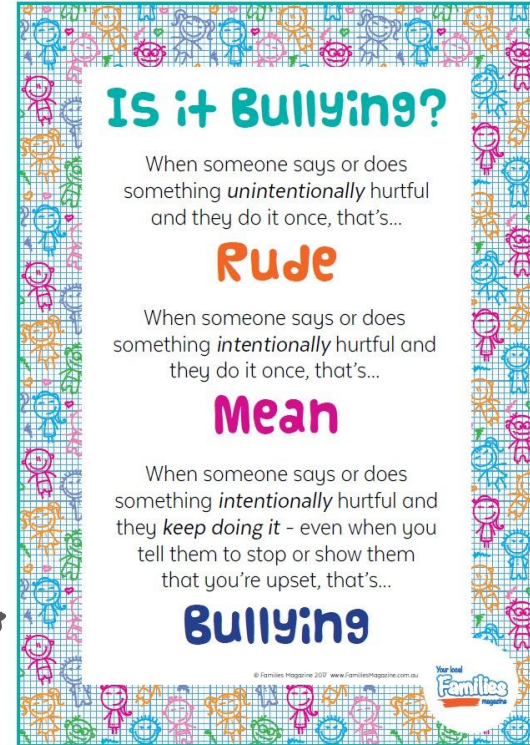
Bullying is repeated actions...AND you have asked them to STOP!!!

BULLYING IS:

- Repeated threats
- Repeated hurtful, harmful actions
- Repeated unkind words
- Repeated physical threats or actions

IN PERSON OR THROUGH SOCIAL MEDIA

**SAY SOMETHING.....IF YOU
ARE BULLIED OR SEE SOMEONE GETTING BULLIED!**



Stay organized, use your agendas every day!

Record upcoming events and your nightly homework.

Use it as a to-do-list.

Use them to plan ahead for upcoming projects.



Time for Lunch:



*Bell is a host site for the Grab and Go lunch. You will need your ID card to get a lunch.

*Lunch is a 30 minute break.

- * Go outside
- * Play with a pet
- * Ride your bike
- * Eat something healthy!



College Wednesdays & Bell Spirit wear Fridays



Stay Connected on Campus

- * ASB videos
- *Fun Friday Activities
- *PRIDE Tickets
- *Morning News Broadcasts
- *Spirit Days
- *Spirit Activities



It's up YOU to Stay in the Know



Bell Intermediate School

OFFICE HOURS: 7:30am - 4:00pm

12345 Springdale St., Garden Grove, CA 92845 • Phone: 714-663-6466 • Fax: 714-663-6238 • Email: bell@ggusd.us

Select Language ▼

HOME

OUR SCHOOL ▼

PARENTS ▼

STUDENTS ▼

STAFF RESOURCES ▼

WEEKLY NEWSLETTER

SEARCH

Follow on Instagram!

@bellggusd



ParentSquare



Google Classroom

Be kind & respectful

Ensure safety

Lead responsibly

Learn actively



Consequences:

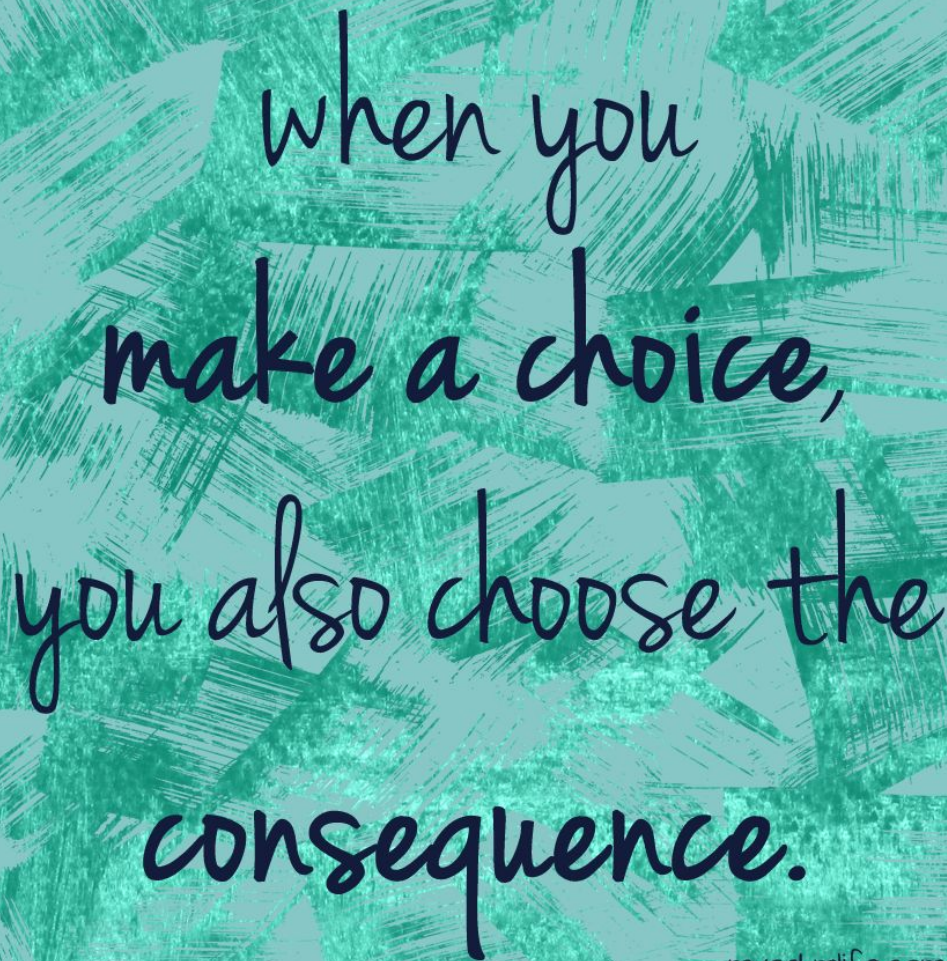
Referral

Parent phone call

Parent conference

Suspension

Transfer...



when you
make a choice,
you also choose the
consequence.

We are here to help you be successful.

