



HILTON D. BELL INTERMEDIATE

# Start Strong 2020

UNDERSTANDING DISTANCE LEARNING @ BELL

AUGUST 17, 2020



shine  
on

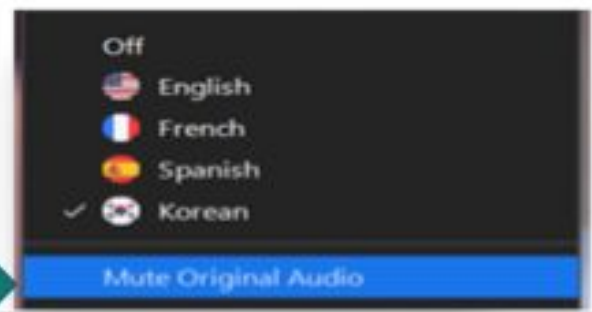


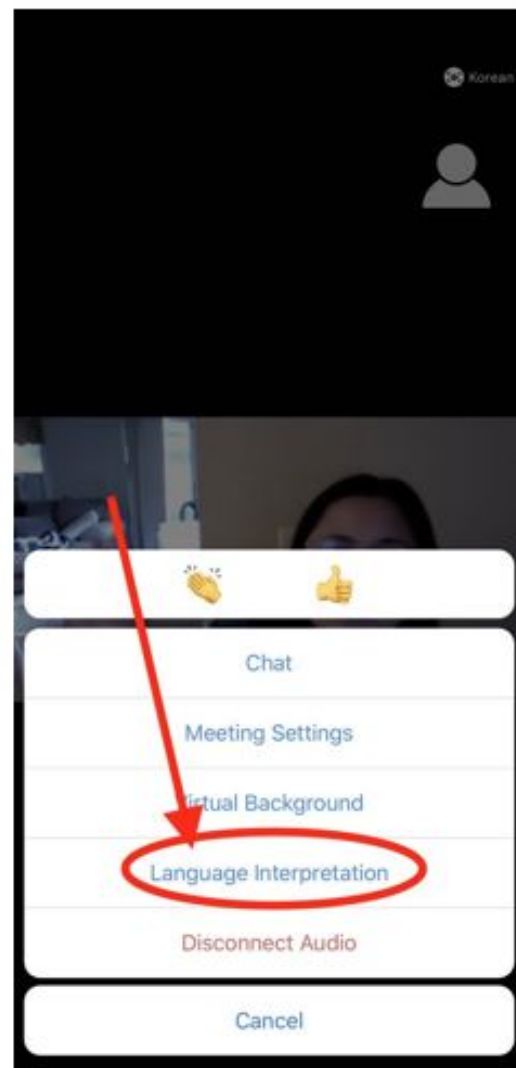
# Interpretation

1. For interpretation, click on
2. Mute original audio
3. Select language



**For Vietnamese,  
click "French"**





WELCOME TO BELL - WE ARE SO GLAD YOU ARE HERE!




Mrs. Bartlett  
Principal



Mrs. Balus  
Asst. Principal

Erika Molina  
Counselor



Elizabeth Gillmore  
Counselor

# Start Strong

ENGAGEMENT, ACCOUNTABILITY, ACADEMIC INTEGRITY


*Staying Connected to Campus*

WE KNOW THAT CULTIVATING A STRONG COMMUNITY BEGINS WITH CLEAR  
COMMUNICATION!



[sbartlett@ggusd.us](mailto:sbartlett@ggusd.us)

[abalius@ggusd.us](mailto:abalius@ggusd.us)



# Drive In & Pick Up Event



FAMILIES CAN DRIVE IN AND PICK UP MATERIALS FOR DISTANCE LEARNING

\*DROP OFF ANY PAPERWORK FOR DATA CONFIRMATION

\* PICK UP SCHEDULE AND BOOKS AND A DEVICE IF NEEDED

MONDAY, AUGUST 17TH 7TH GRADE 8:30 - 12:30 (8:30 A-H, 9:30 I-P, 10:30 Q-Z)

TUESDAY, AUGUST 18TH 8TH GRADE 8:30 - 12:30 (8:30 A-H, 9:30 I-P, 10:30 Q-Z)

WEDNESDAY, AUGUST 19TH MAKE UP & MRS. THUY'S CLASS (8:30-10:30)

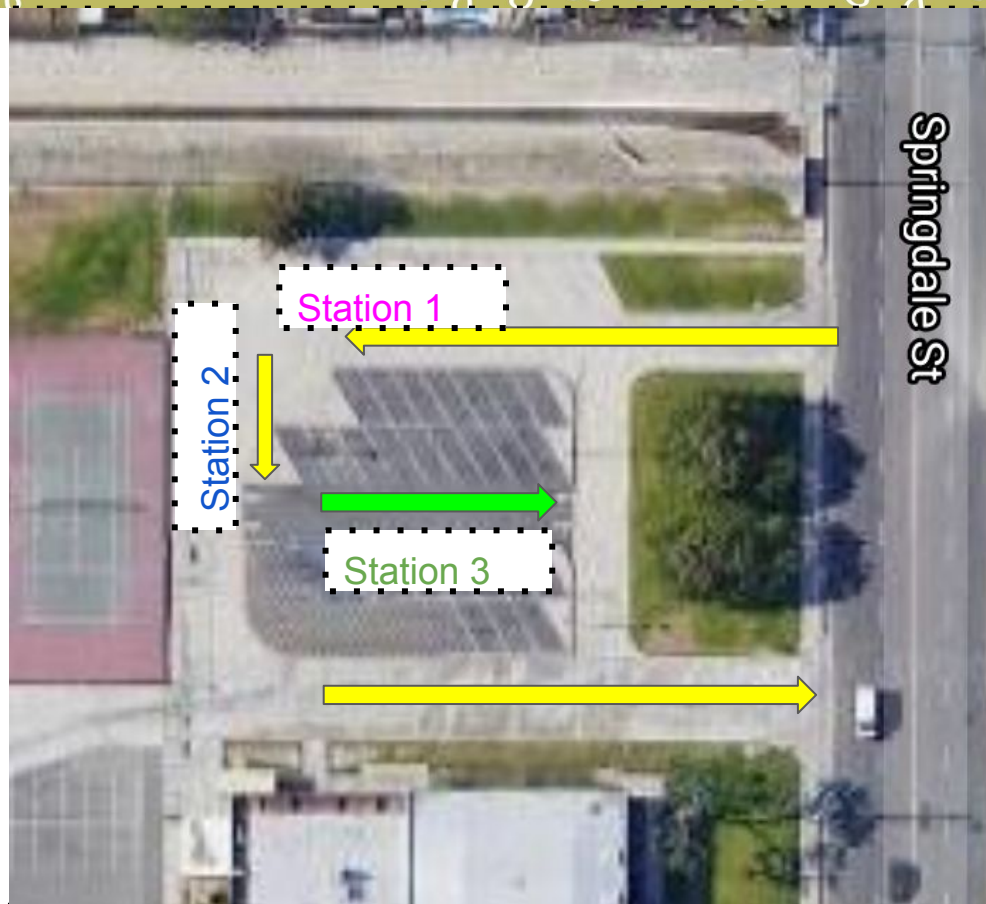


Station 1:  
Data  
Confirmation  
Drop Off  
&  
Pick up Schedule  
& ID

Station 2:  
PTA and Books!

\*\*\*

Station 3:  
Optional check  
out devices



Welcome  
Roadrunners!

# Important Differences


1. TEACHERS WILL BE TAKING ROLL FOR EACH CLASS - NEED TO CALL IN IF YOUR CHILD IS SICK.
2. TEACHERS WILL BE HOSTING DAILY ZOOM CLASS MEETINGS BY PERIOD
3. STUDENTS WILL NEED TO BE ON SCREEN DURING ZOOM MEETINGS
4. STUDENTS WILL NEED TO HAVE THEIR NAME ON THE SCREEN
5. TRADITIONAL GRADES WILL BE GIVEN
6. PARENT TRAININGS AND SUPPORT OPPORTUNITIES

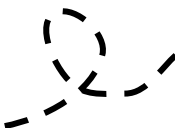





# Let's look at the schedule.

## Bell Intermediate Distance Learning Schedule (Synchronous & Asynchronous Opportunities to provide a Rigorous Curriculum)


Monday ALL Periods Synchronous Teaching (15 min. passing)		Tuesday Odd Schedule Synchronous Teaching	Wednesday* <i>Early Dismissal @ 1:14pm</i> Even Schedule Synchronous Teaching	Thursday Odd Schedule Synchronous Teaching	Friday Even Schedule Synchronous Teaching
8:12 – 8:57 Period 1 (45 min.)	8:12 – 9:17 (65 Minutes)	Per. 1	Per. 2	Per. 1	Per. 2
9:12 – 9:52 Period 2 (40 min.)					
	9:17 – 9:32	Mindful Movement Get up & Move	Mindful Movement Get up & Move	Mindful Movement Get up & Move	Mindful Movement Get up & Move
10:07 – 10:47 Period 3 (40 min.)	9:32 – 10:37 (65 Minutes)	Per. 3	Per. 4	Per. 3	Per. 4
11:02 – 11:42 Period 4 (40 min.)					
11:42 – 12:12 LUNCH	10:37 – 10:52	Mindful Movement Get up & Move	Mindful Movement Get up & Move	Mindful Movement Get up & Move	Mindful Movement Get up & Move
12:27 – 1:07 Period 5 (40 min.)	10:52 – 11:57 (65 Minutes)	Per. 5	Per. 6	Per. 5	Per. 6
1:22 – 2:02 Period 6 (40 min.)					
	11:57 – 12:27	LUNCH	LUNCH	LUNCH	LUNCH
Tues. - Friday	Check in on Asynchronous Learning / preview, review or modeling / making meaning / monitoring of concepts/ assessment	12:31 – 2:02 12:31–12:58 Per.1 (27) 1:03 – 1:30 Per. 3 (27) 1:35 – 2:02 Per. 5 (27)	12:31 – 1:14* 12:31 – 12:42 Per.2 (11) 12:47 – 12:58 Per. 4 (11) 1:03 – 1:14 Per. 6 (11)	12:31 – 2:02 12:31–12:58 Per.1 (27) 1:03 – 1:30 Per. 3 (27) 1:35 – 2:02 Per. 5 (27)	12:31 – 2:02 12:31–12:58 Per.2 (27) 1:03 – 1:30 Per. 4 (27) 1:35 – 2:02 Per. 6 (27)
Extended Learning Opportunities via online	2:15 – 3:15	Extended Learning Opportunities via online	Teacher Collaboration *Early Dismissal @ 1:14pm	Extended Learning Opportunities via online	Extended Learning Opportunities via online



# Let's take a closer look at the schedule.



Garden Grove Unified School District  
Bell Intermediate

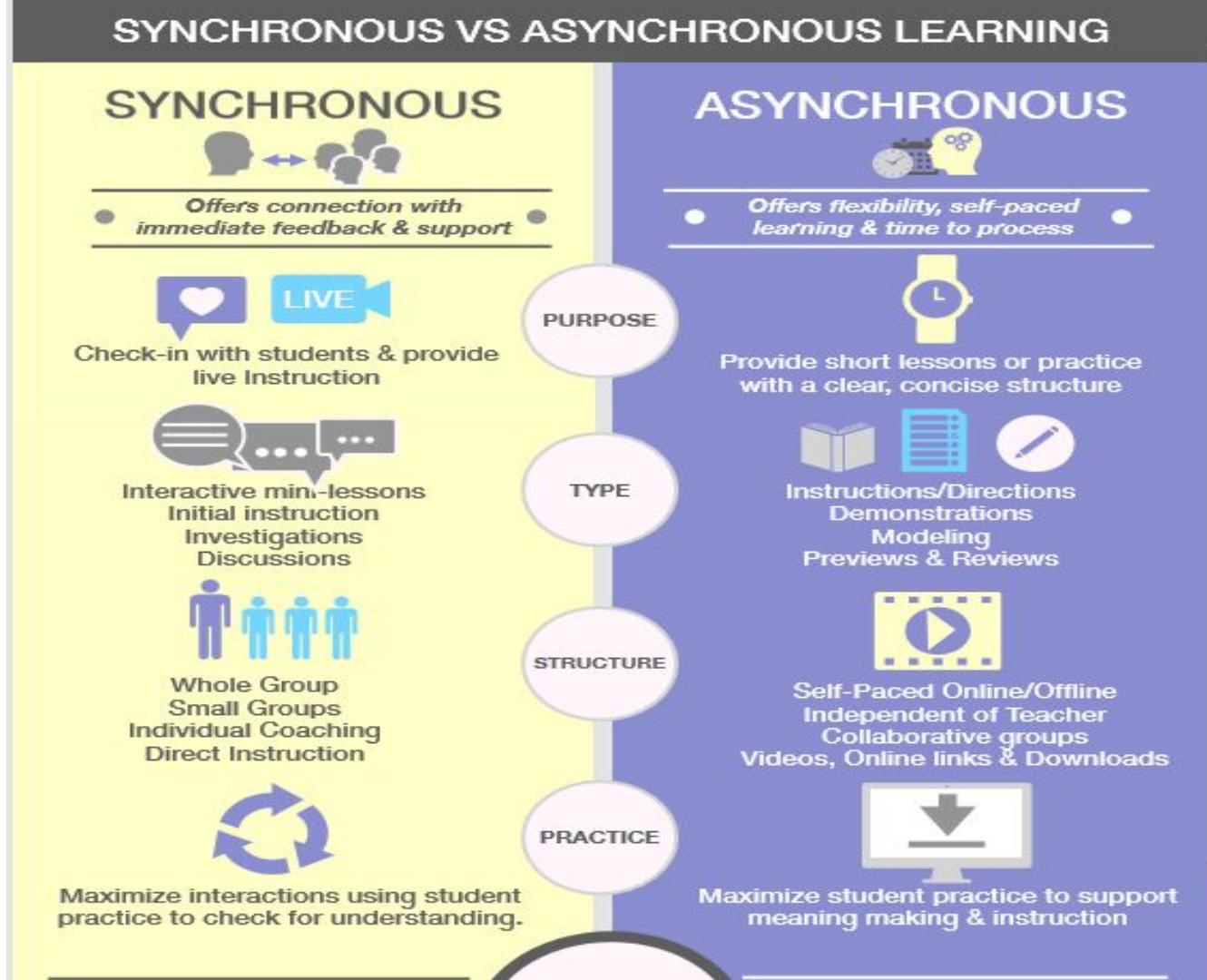


## Structuring the Block/Period for Distance Learning

The purpose of this document is to support teachers with how to structure their **65-minute block (B)** or **40-minute period (P)** and support all students with distance learning. The time frames are fluid, and the ideas listed here are not exhaustive.

Break-down	**Structure Should/Could Include...	
<u>Synchronous Instruction</u>  <b>I Do, We Do</b>  <i>B: 35-45 minutes</i> <i>P: 20-25 minutes</i>	<ul style="list-style-type: none"> <li>Live instruction                             <ul style="list-style-type: none"> <li>Interactive mini-lessons, initial instruction, investigations, discussions</li> </ul> </li> <li>Bellwork/warm-up SEL activity                             <ul style="list-style-type: none"> <li>Take attendance</li> </ul> </li> <li>Make connections with students</li> <li>Revisit previously taught concepts</li> <li>Utilize Effective Instruction Framework                             <ul style="list-style-type: none"> <li>Model by sharing screen</li> <li>Maximize interactions using student practice to check for understanding</li> </ul> </li> <li>Explain next activity (model, where to find, when due, small-group instruction, etc)</li> </ul>	
<u>Synchronous/Asynchronous Instruction</u>  <b>We Do, You Do</b>  <i>B: 15-25 minutes</i> <i>P: 10-15 minutes</i>	<ul style="list-style-type: none"> <li>Teacher and students remain logged into Zoom/Meet</li> <li>Time for students to process &amp; practice with clear, concise structure</li> <li>Maximize student practice to support making meaning &amp; instruction</li> </ul>	
	<u>Collaborative Group Work</u> <ul style="list-style-type: none"> <li>Group Work in break-out rooms (if site allows)</li> <li>Small-group instruction                             <ul style="list-style-type: none"> <li>Keep your small group in main session</li> <li>Send other students to group or individual break-out rooms</li> </ul> </li> </ul>	<u>Independent Work</u> <ul style="list-style-type: none"> <li>Formative Assessment</li> <li>Individual break-out rooms                             <ul style="list-style-type: none"> <li>Show students how to request help if needed</li> </ul> </li> </ul>
<u>Synchronous Instruction</u>  <b>Lesson Closure</b>  <i>B: 5-10 minutes</i> <i>P: 5 minutes</i>	<ul style="list-style-type: none"> <li>Bring all students back into main session/whole group to check-in; unmute                             <ul style="list-style-type: none"> <li>Review objectives/concepts; address any whole-class needs</li> <li>Continue building relationships: praise students (<i>be specific</i>)</li> </ul> </li> <li>Give clear concise directions for asynchronous learning to practice learning and prepare for the next synchronous learning opportunity</li> <li>Closing SEL activity</li> </ul>	

## The Differences Between Synchronous & Asynchronous Learning





## Personalized Learning for Every Middle-School Student

Edgenuity's online learning solutions empower educators to give their students the cutting-edge and adaptive learning technology they need to be well supported in their education. With customizable online learning solutions for core curriculum, standards mastery, and targeted intervention, Edgenuity helps educators, schools, and districts give students a rigorous, high-quality education that meets their specific needs and is built for the 21st century.

Engaging, direct-instruction videos and a mix of supported and independent practice keep students motivated as they learn, and help them master skills so they can move on to more complex concepts. And actionable, real-time data enables educators to quickly see how students are performing, and if they could benefit from small-group or one-on-one instruction.



# What does it mean to be a DIGITAL SCHOLAR?


- \*STUDENTS NEED A SPACE FOR LEARNING: A DESK OR TABLE IS A PREFERED SPOT.
- \*STUDENTS NEED TO KEEP A SCHEDULE. IT IS IMPORTANT TO HAVE SET TIMES FOR SUCCESS
- \*STUDENTS NEED TO BE AWARE OF DUE DATES AND STAY ON TOP OF ASSIGNMENTS
- \*STUDENTS NEED TO STAY ENGAGED BY PARTICIPATING IN CLASS DISCUSSIONS





# Digital Citizenship

- RESPECT YOURSELF, PEERS, & ADULTS IN DIGITAL CLASSROOMS
  - TONE: FORMAL VS. INFORMAL
- ACADEMIC INTEGRITY: TAKE OWNERSHIP OF YOUR WORK
  - USING SOCIAL MEDIA RESPONSIBLY
- ACADEMIC BEHAVIOR EXPECTATIONS IN DIGITAL CLASSROOMS



# Virtual Learning Academy vs. Distance Learning

...


Virtual Learning Academy	Distance Learning	Both Programs
<ul style="list-style-type: none"><li>➤ Provides a sustainable, alternative educational setting</li><li>➤ Provides a 7-12 Curriculum designed specifically for online learning</li><li>➤ 9-12 a-g online coursework</li><li>➤ <b>GGUSD teachers</b> trained to provide effective online instruction</li><li>➤ Students can participate in home school athletics &amp; extra curricular activities</li></ul>	<ul style="list-style-type: none"><li>➤ Designed to provide ongoing instruction from site teachers due to COVID19</li><li>➤ Online instruction provided and designed by home school teachers</li><li>➤ Students return to home school once distance learning ends</li><li>➤ Same GGUSD curriculum used for in-person learning</li></ul>	<ul style="list-style-type: none"><li>➤ Incorporate online learning at home</li><li>➤ Require access to devices and internet</li><li>➤ Benefit from parent/guardian support</li><li>➤ Provide ongoing communication between school and home</li><li>➤ <b>Include GGUSD teachers</b> and Effective Instructional Strategies</li></ul>

## Characteristics of Successful VLA Students and Families


Student:	Parent/Guardian
<ul style="list-style-type: none"><li>● Desires to learn at home</li><li>● Is academically motivated</li><li>● Will work independently on assignments</li><li>● Will self-advocate and ask for help</li><li>● Enjoys learning through technology</li><li>● Parent/Guardian support available during the school day</li></ul>	<ul style="list-style-type: none"><li>● Communicates and checks in regularly (suggested at least once a week if not more) with teachers and Aeries Portal regarding their child's learning</li><li>● Ensures their child will participate in synchronous lessons and complete assigned work per class requirement</li><li>● Provides a safe, supportive, and organized learning environment for child</li></ul>

What about when we come back to school?

IT IS OUR GOAL TO RETURN TO IN PERSON INSTRUCTION  
AS SOON AS WE RECEIVE AUTHORIZATION THAT IT IS SAFE  
TO DO SO WITH OUR HYBRID MODEL



# Bell Intermediate Hybrid Learning Schedule (Synchronous & Asynchronous Opportunities to provide a Rigorous Curriculum)

	Monday Cohort A / C (On Campus) <i>Synchronous Teaching</i>	Tuesday Cohort B / C (On Campus) <i>Synchronous Teaching</i>	Wednesday		Thursday Cohort A / C (On Campus) <i>Synchronous Teaching</i>	Friday Cohort B / C (On Campus) <i>Synchronous Teaching</i>
			Cohorts A/B Online <i>Synchronous</i>	Cohort C <u>On Campus</u> <i>Synchronous</i>		
8:12 – 9:32	Per. 1 A / C	Per. 1 B / C	8:12 – 8:54 Period 1		Per. 2 A / C	Per. 2 B / C
			8:59-9:40 Period 2			
9:32 – 9:40	Passing / Hand Sanitizing	Passing / Hand Sanitizing			Passing / Hand Sanitizing	Passing / Hand Sanitizing
9:40 – 11:00	Per. 3 A / C	Per. 3 B / C	9:45 – 10:26 Period 3		Per. 4 A / C	Per. 4 B / C
			10:31 – 11:12 Period 4			
11:00 – 11:08	Passing / Hand Sanitizing	Passing / Hand Sanitizing			Passing / Hand Sanitizing	Passing / Hand Sanitizing
11:08 – 12:28	Per. 5 A / C	Per. 5 B / C	11:17 – 11:58 Period 5		Per. 6 A / C	Per. 6 B / C
			LUNCH 11:58 – 12:28			
12:28 – 12:58	Grab & Go Lunch	Grab & Go Lunch	12:33 – 1:14 Period 6		Grab & Go Lunch	Grab & Go Lunch
Distance Learning Asynchronous Teaching	12:58 – 2:02 Cohort Go Home / Alt. Academic Setting	12:58 – 2:02 Cohort Go Home / Alt. Academic Setting	Early Dismissal @ 1:14 (Except 6/2 & Minimum Days 1/20 & 6/9)		12:58 – 2:02 Cohort Go Home / Alt. Academic Setting	12:58 – 2:02 Cohort Go Home / Alt. Academic Setting
	1:00 Per. 1 1: 20 Per. 3 1: 40 Per. 5	1:00 Per. 1 1: 20 Per. 3 1: 40 Per. 5	Collaboration Time		1:00 Per. 2 1: 20 Per. 4 1: 40 Per. 6	1:00 Per. 2 1: 20 Per. 4 1: 40 Per. 6
2:15 – 3:15	Extended Learning Opportunities via online	Extended Learning Opportunities via online	Extended Learning Opportunities via online		Extended Learning Opportunities via online	Extended Learning Opportunities via online





What will it take to get to in person classes?:

BE OFF THE COUNTY WATCH LIST FOR 14 CONSECUTIVE DAYS

What will it look like?

STAFF & STUDENTS WILL NEED TO WEAR MASKS

PHYSICAL DISTANCING WILL BE IN PLACE

STUDENTS WILL NOT DRESS OUT FOR PE

STUDENTS WILL HAVE A GRAB AND GO LUNCH

# Additional Supports

- \*PBIS: POSITIVE BEHAVIOR & SUPPORTS
    - PRIDE TICKETS
  - STUDENTS / ATHLETES OF THE MONTH
- \*MENTAL HEALTH: MRS. FOWLERS CLASSROOM
- \*ADVISEMENT LESSONS



# *Staying Connected* ☺☺☺

PARENT SQUARE - EMAIL, TEXTS, ALERTS

AERIES - GRADES, ATTENDANCE

GOOGLE CLASSROOM - KNOW YOUR STUDENT'S LOGIN INFORMATION

ZOOM CODES

SOCIAL MEDIA: FACEBOOK & INSTAGRAM

BACK TO SCHOOL NIGHT - SEPTEMBER 3RD



*Save the Date:*

STUDENT ZOOM ORIENTATION WEBINAR

AUGUST 21ST AT 8:30 AM


# Goals - -

## #GOALS



TO PROVIDE STUDENTS WITH A VIRTUAL EXPERIENCE  
WHERE THEY FEEL PART OF A LEARNING COMMUNITY.

HELP STUDENTS & FAMILIES FEEL CONNECTED  
HELP STUDENTS THRIVE ACADEMICALLY & SOCIAL/EMOTIONALLY  
TRANSITION BACK TO IN PERSON CLASSES





*Any Questions?*

# QUESTIONS





YES WE CAN

