




*Welcome to Bell!*

*Student Orientation 2020*

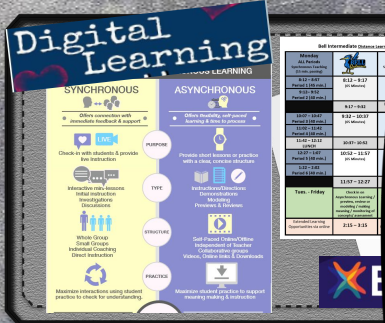

I'm Mrs. Bartlett and I am so excited to be a Roadrunner!



# Welcome Roadrunners!

I'm Mrs. Balias (Bay-liss) and we are so glad you are here!





Month	Intervention Dates
August	Aug 10 - Aug 12
September	Sep 10 - Sep 12
October	Oct 10 - Oct 12
November	Nov 10 - Nov 12
December	Dec 10 - Dec 12
January	Jan 10 - Jan 12
February	Feb 10 - Feb 12
March	Mar 10 - Mar 12
April	Apr 10 - Apr 12
May	May 10 - May 12
June	Jun 10 - Jun 12
July	Jul 10 - Jul 12

Today we are going to review some important expectations.

drunners!



# *Digital Citizenship*

- RESPECT YOURSELF, PEERS, & ADULTS IN DIGITAL CLASSROOMS
  - TONE: FORMAL VS. INFORMAL
- ACADEMIC INTEGRITY: TAKE OWNERSHIP OF YOUR WORK
  - USING SOCIAL MEDIA RESPONSIBLY
- ACADEMIC BEHAVIOR EXPECTATIONS IN DIGITAL CLASSROOMS



# Is it Cheating?

If it is somebody else's **words, ideas**  
or **products**, and you present it as  
your own...  
It's **cheating**.

If you have to **sneak** to do it,  
If you have to **lie** to cover it up,  
If you have to delete it to **avoid** it being  
seen...  
It's **cheating**.

**Success without**

# Cheating is...

**Representing** someone else's work, words, or ideas as  
your own (plagiarism);

**Sharing** your work or test questions/answers with  
another person without the teacher's knowledge or  
permission;

**Copying** answers or homework from another  
student's work;

**Allowing** your work to be copied;

**Using** any device to look up answers or share  
information without permission;

**Having** someone else do your work;

**Taking** information from other students, publications,  
or the Internet without proper citation;

**ANYTHING** in which you get credit for work you didn't  
do yourself.

If you aren't sure if it's cheating, **ask your teacher!**

**integrity is failure**

## **Expectations for Student Behavior during Distance Learning**

GGUSD believes in supporting the safe and responsible use of all online and digital technologies for teaching and learning. During this period of distance learning, all students are responsible for continuing to practice positive digital citizenship by protecting and respecting their peers and teachers. We all must understand, practice, and model positive and productive behaviors when we are online. A remote learning environment is still a classroom, school behavior norms and rules are to be followed just as expected in the regular educational setting/classroom.

**THIS HOMEWORK LOOKS  
HARD...**



**DO YOU WANT ME TO EAT IT?**

## Be Respectful

- Choose a distraction-free workspace and be mindful about keeping distractions to a minimum, remembering that everyone can see you.
- Make respectful comments, showing respect for all cultures, opinions, and viewpoints.
- THINK before posting, always using appropriate language in all electronic communications, including, email, social media posts, audio recordings, and/or video conferencing.



# Before You Post

# THINK

---

**T** - is it True?

**H** - is it Helpful?

**I** - is it Inspiring?

**N** - is it Necessary?

**K** - is it Kind?

## Be Respectful

- If you would like to speak or answer a question, use the on-line class participation features (e.g., Raise Hand feature in Zoom), then un-mute yourself after you are called on by your teacher.
- Displaying or sharing material that is hate speech, sexually explicit, or violent will not be tolerated.
- Bullying in any form, including cyber bullying, will not be tolerated.
- Sending discriminatory or harassing digital communications will not be tolerated.

WHEN WE SEEK TO  
DISCOVER THE  
BEST IN OTHERS,  
WE SOMEHOW  
BRING OUT THE  
BEST IN OURSELVES.

WILLIAM ARTHUR WARD

RANDOM ACTS OF KINDNESS  
FOUNDATION

## Be Responsible

- Just as students are required to be on time and present at school, students are expected to be on time and virtually present via video and audio.
- Have materials ready.
- Use the chat feature to contribute and show engagement.
- Help others who might need assistance.
- Look into the camera and show SLANT (Sit up, Lean in, Ask questions, Nod, Track your teacher).
- Wear appropriate clothing following your school dress code while on video conferencing.



## Be Safe

- Practicing cyber safety includes not making your profile public, not speaking to strangers, not sharing personal information, and not sharing your camera or photos.
- If you would like to use a chat feature, remember that it is public, and a record of the chat can be saved.
- Follow all GGUSD Technology Use Guidelines
- *Audio or video-recording with any technology is prohibited unless there is prior approval from everyone involved as per California Education Code 51512. \*Includes pictures.\**

GGUSD and Bell Intermediate are committed to the maintenance of a safe and orderly learning environment.

In order to ensure student success, the district recognizes that the same practices used in physical classrooms can be used to create safe, predictable, and positive online learning environments.

Bullying, explicit or discriminatory (including hate and bias) language or actions will not be tolerated.

Any student violating district or school-wide behavior expectations shall be subject to appropriate disciplinary action.



# ZOOM EXPECTATIONS

## BE ON TIME

Wake up early  
Log on a few minutes  
before class



## BE IN A QUIET PLACE

Find a quiet place  
Check your  
surroundings



## BE PREPARED

Computer is charged  
Camera is on  
Use headphones if you  
have them



## PRESENTATION

Wear appropriate clothing  
Sit up straight  
Be in camera view



## MUTE YOURSELF

Mute yourself when your  
teacher or another  
student is talking



## PARTICIPATION

Be focused  
Be attentive  
Be an active  
participant




## CHAT RESPONSIBLY

Raise your hand  
to speak  
Type your question in the  
chat box




## COMMUNICATION

Speak clearly  
Stay on topic  
(no side conversation)  
Look up when speaking





## BE RESPECTFUL

DEMONSTRATE:  
Respect Integrity  
Safety Excellence



That was a lot of rules. We know that you want to know about Monday.



# Welcome Roadrunners!





The first day of school is exciting! Let's look at the schedule for distance learning



The first day of school is exciting! Let's look at the schedule for distance learning.



**Bell Intermediate Distance Learning Schedule** (Synchronous & Asynchronous Opportunities to provide a Rigorous Curriculum)

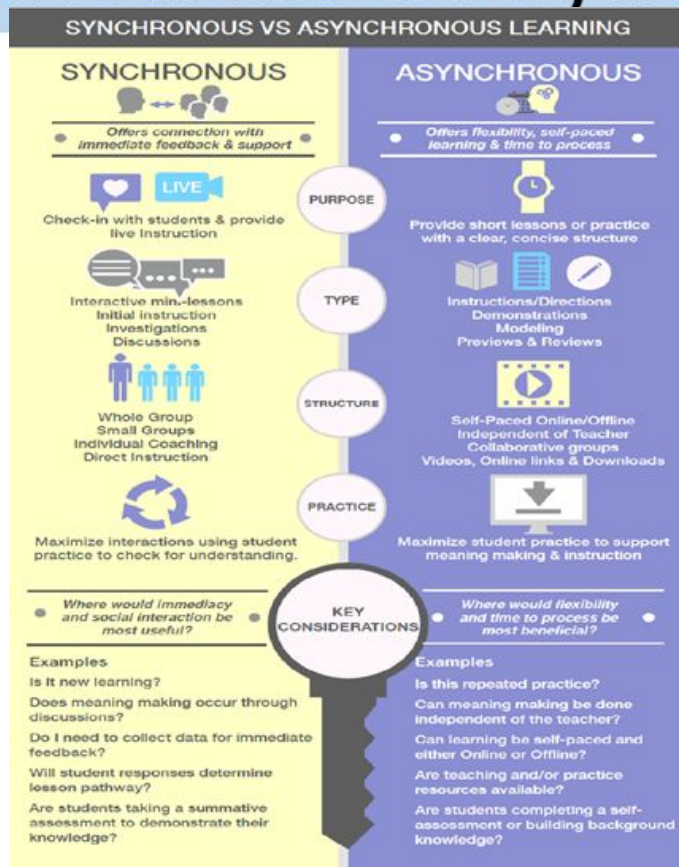
	<b>Monday</b> <b>ALL Periods</b> Synchronous Teaching (15 min. passing)		<b>Tuesday</b> <b>Odd Schedule</b> Synchronous Teaching	<b>Wednesday*</b> <i>Early Dismissal @ 1:14pm</i> <b>Even Schedule</b> Synchronous Teaching	<b>Thursday</b> <b>Odd Schedule</b> Synchronous Teaching	<b>Friday</b> <b>Even Schedule</b> Synchronous Teaching
	8:12 – 8:57 Period 1 (45 min.)	8:12 – 9:17 (65 Minutes)				
	9:12– 9:52 Period 2 (40 min.)		Per. 1	Per. 2	Per. 1	Per. 2
		9:17 – 9:32	Mindful Movement Get up & Move	Mindful Movement Get up & Move	Mindful Movement Get up & Move	Mindful Movement Get up & Move
	10:07 – 10:47 Period 3 (40 min.)	9:32 – 10:37 (65 Minutes)				
	11:02 – 11:42 Period 4 (40 min.)		Per. 3	Per. 4	Per. 3	Per. 4
	11:42 – 12:12 LUNCH	10:37– 10:52	Mindful Movement Get up & Move	Mindful Movement Get up & Move	Mindful Movement Get up & Move	Mindful Movement Get up & Move
	12:27 – 1:07 Period 5 (40 min.)	10:52 – 11:57 (65 Minutes)				
	1:22 – 2:02 Period 6 (40 min.)		Per. 5	Per. 6	Per. 5	Per. 6
		11:57 – 12:27	LUNCH	LUNCH	LUNCH	LUNCH
	<b>Tues. - Friday</b>	Check in on Asynchronous Learning / preview, review or modeling / making meaning / monitoring of concepts/ assessment	12:31 – 2:02 12:31–12:58 Per.1 (27) 1:03 – 1:30 Per. 3 (27) 1:35 – 2:02 Per. 5 (27)	12:31 – 1:14* 12:31 – 12:42 Per.2 (11) 12:47 - 12:58 Per. 4 (11) 1:03 – 1:14 Per. 6 (11)	12:31 – 2:02 12:31–12:58 Per.1 (27) 1:03 – 1:30 Per. 3 (27) 1:35 – 2:02 Per. 5 (27)	12:31 – 2:02 12:31–12:58 Per.2 (27) 1:03 – 1:30 Per. 4 (27) 1:35 – 2:02 Per. 6 (27)
	Extended Learning Opportunities via online	2:15 – 3:15	Extended Learning Opportunities via online	Teacher Collaboration *Early Dismissal @ 1:14pm	Extended Learning Opportunities via online	Extended Learning Opportunities via online



Mindful  
Movement  
is a break  
from the  
screen, an  
opportunity  
to take care  
of some  
business.  
Be back to  
class on  
time.



# Teaching & Learning: Synchronous & Asynchronous Learning



What does  
this all  
mean???



# Locating Google Classroom Codes

## Locating Google Classroom Codes

1. Login to your student or parent portal account
2. You find the Google Classroom codes on the main AERIES page (Class Summary)
3. Google Classroom codes are located in the column titled “website”



Per	Course	Teacher	Room	Gradebook	Mark	Trend	Missing Assignment	Post 5 Days F, M, T, W, T	Website	Mark	Last Updated
1	English 21A	Toulik, D	16	English 2A - Quarter 4	A- (90.0%)		0		<a href="#">Visit Website</a> Access Code: z3cwv7		Jun 09
2	PE 07	Potts, D	08E	PE 07 - Quarter 4	A- (90.0%)		0		<a href="#">Visit Website</a> Access Code: v3v0hv		Jun 08
3	Comp English 2	Marin, S	17	Comp English 2 - Quarter 4	A- (90.0%)		0				Jun 01
4	English 211	Vorikoonbek, M	29	English 21 - Quarter 4	A- (90.0%)		0				Jun 08
5	Math 7	Mans, T	24	Math 7 - Quarter 4	A- (90.0%)	<a href="#">Details</a>	0				Jun 05
6	Model Hist 7	Compton, V	12	History - Quarter 4	A- (90.0%)	<a href="#">Details</a>	0				Jun 10


Attendance Summary

Options ▾

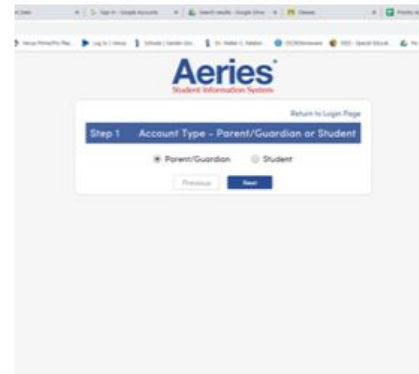
Ralston Intermediate School

# GGUSD Student Portal Account

- a. Go to [mygrades.ggusd.us](https://mygrades.ggusd.us) and click on “Create New Account”




- b. Click on “Student”





# Grab & Go Lunch!



Bell is one of the sites hosting the Grab and Go lunch program. You have a 30 minute lunch break so use your time wisely.

This should be a break from screen time.

# The Roadrunner Way!


This isn't just a phrase but  
an expectation for behavior.

*\*Be Kind & Respectful*

*\*Be Safe*

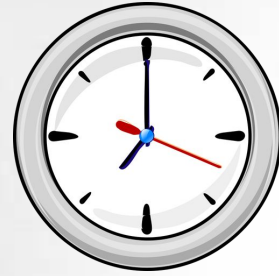
*\*Be a Responsible Leader*

*\*Be actively involved in  
Learning.*



Even though we will begin this year with distance learning we want you to feel connected to campus!

Welcome Back  
Roadrunners!



**Motivational Mondays!**  
Look for a quote of the week.

**College Wear Wednesdays**  
**Fun Fridays**

- Scavenger hunts
- Bingo
- Pictionary

**ASB Spirit Days**

**Monthly awards:**  
**Student & Athlete of the month**



## *Let's Review*


- *Be on \_\_\_\_\_ to all classes.*
- *Be ready to learn*
  - *Have a designated space*  
*- desk or table please*
  - *Have all needed materials*
  - *Be \_\_\_\_\_! SLANT*



## *Let's Review*

- *You need to have your \_\_\_\_\_ on during the lesson.*
- *Dress to impress - no PJs*
- *Your screen name is your first & last name*
- *Put away your \_\_\_\_\_!*





## *Things to do before Monday:*

- *Review your schedule*
- *Set up your AERIES account - know the codes!*
- *Organize your space*
- *Find that 1st day outfit!*
- *Go to sleep early! 8 hours!!!*



How are you  
feeling?  
Let's take a poll.

A



B



C



*Thanks scholars, we know this is going to be a great year! Any questions?*

